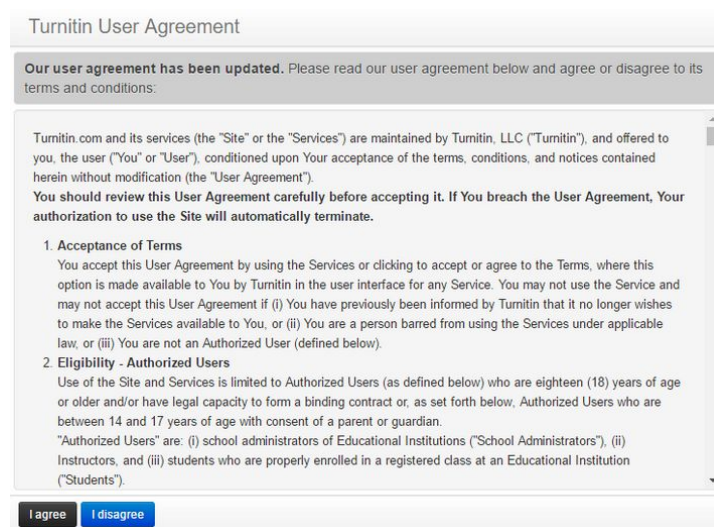


Canvas Turnitin Instructions for Students

Turnitin is a writing assessment tool that is used to detect plagiarism and allows instructors to provide assignment feedback to students. To submit an assignment via Turnitin, please follow the instructions below.

1. First, go to the assignment page and find Turnitin on the bottom of the page. If this is your first time accessing Turnitin through a Canvas course, you will have to read and agree to the Turnitin User Agreement.



Turnitin User Agreement

Our user agreement has been updated. Please read our user agreement below and agree or disagree to its terms and conditions:

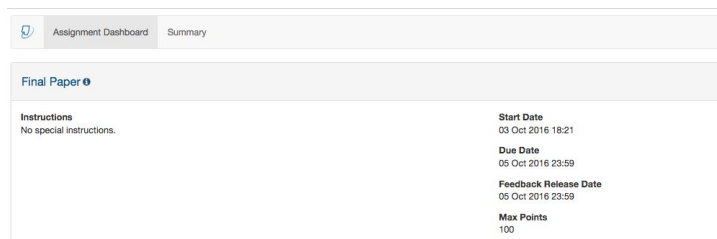
Turnitin.com and its services (the "Site" or the "Services") are maintained by Turnitin, LLC ("Turnitin"), and offered to you, the user ("You" or "User"), conditioned upon Your acceptance of the terms, conditions, and notices contained herein without modification (the "User Agreement").

You should review this User Agreement carefully before accepting it. If You breach the User Agreement, Your authorization to use the Site will automatically terminate.

1. Acceptance of Terms
You accept this User Agreement by using the Services or clicking to accept or agree to the Terms, where this option is made available to You by Turnitin in the user interface for any Service. You may not use the Service and may not accept this User Agreement if (i) You have previously been informed by Turnitin that it no longer wishes to make the Services available to You, or (ii) You are a person barred from using the Services under applicable law, or (iii) You are not an Authorized User (defined below).

2. Eligibility - Authorized Users
Use of the Site and Services is limited to Authorized Users (as defined below) who are eighteen (18) years of age or older and/or have legal capacity to form a binding contract or, as set forth below, Authorized Users who are between 14 and 17 years of age with consent of a parent or guardian.
"Authorized Users" are: (i) school administrators of Educational Institutions ("School Administrators"), (ii) Instructors, and (iii) students who are properly enrolled in a registered class at an Educational Institution ("Students").

2. Next, you will see the assignment instructions and requirements on the page. Click "Upload Submission".



Assignment Dashboard Summary

Final Paper

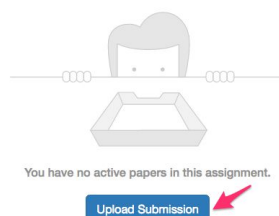
Instructions
No special instructions.

Start Date
03 Oct 2016 18:21

Due Date
05 Oct 2016 23:59

Feedback Release Date
05 Oct 2016 23:59

Max Points
100



3. Select the submission type you want to use for your assignment. There are three ways of submitting files: 1) upload a file from your computer; 2) input text, or 3) upload from Google Drive or Dropbox.

Submit File

1) **Upload Submission** | Text Input | Additional Options ▾

Drag the file you would like to submit into this box to begin or fill out the form below.

Submission Title: *e.g. Final Paper*

Submission File: **Select a file to upload**

Supported file types:
Text, MS Word, MS PowerPoint, Postscript, PDF, RTF, HTML, WordPerfect,
Hangul, OpenOffice

Submit File

2) **Upload Submission** | **Text Input** | Additional Options ▾

Enter or paste the text of your submission below and click continue to submit.

Submission Title:

Submission Text:

Continue

Submit File

Upload Submission | Text Input | Additional Options

Enter or paste the text of your submission here to submit.

Submission Title: Untitled

Submission Text: Type or paste the text of your submission here.

Continue

NOTE: Please remember to name your submission file.

4. Click “Continue” after you’ve uploaded your file.

Submit File

Review the information you have provided before proceeding. Click continue to proceed, or cancel to abort and return to the previous step.

Submission Title: [Text Box]

Submission File: Final paper.docx (0 b / 25.6 KiB)

Supported file types:
Text, MS Word, MS PowerPoint, Postscript, PDF, RTF, HTML, WordPerfect,
Hangul, OpenOffice

Cancel Continue

- Next, you will have a chance to preview your submission file. Once you have confirmed that it is the correct file you want to upload, click “Accept Submission & Save” to submit your assignment.

Submit File

Assignment
Final Paper

Title
[Redacted]

Submission Text
[Click here to preview text](#)

Final paper

Ready Player One is a 2011 science fiction and dystopian novel by Ernest Cline. In 2012, the book received an Alex Award from the Young Adult Library Services Association division of the American Library Association[1] and won the 2012 Prometheus Award.[2]

Cline sold the novel in June 2009, in a bidding war to the Crown Publishing Group, a division of Random House.[3] The book was published on August 16, 2011.[4] The audiobook is narrated by Will Wheaton, who also happens to cameo in the story as the Vice President of the OASIS Paper's Council.[5]

A film adaptation, directed by Steven Spielberg, is currently in production, and slated to premiere in spring 2018.

Cancel Submission

Accept Submission & Save

- Once your submission file is uploaded, you will be able to see your submission history on the Canvas assignment page.

<div>Assignment Dashboard Summary</div>			
Final Paper ⓘ			
Paper Title	Uploaded	Grade	
Final Paper	04 Oct 2016 11:27	--	